



KING COUNTY

1200 King County Courthouse
516 Third Avenue
Seattle, WA 98104

Signature Report

January 18, 2006

Ordinance 15357

Proposed No. 2005-0432.2

Sponsors Gossett

1 AN ORDINANCE relating to the 2005 levy of property
2 taxes in King County for collection in the year 2006; and
3 amending Ordinance 15349, Sections 1, 2 and 3.
4
5

6 BE IT ORDAINED BY THE COUNCIL OF KING COUNTY:

7 SECTION 1. Ordinance 15349, Section 1, is hereby amended to read as follows:

8 The county assessor of King County has certified to the metropolitan King
9 County council that the assessed valuation of the County of King as finally equalized
10 amounts to \$ ~~((269,020,734,854))~~ 268,976,876,077 and as adjusted for senior citizens
11 exemptions provided for in RCW 84.36.381 and for omitted assessments in accordance
12 with RCW 84.40.080 is \$ ~~((267,132,411,988))~~ 267,085,898,453.

13 SECTION 2. Ordinance 15349, Section 2, is hereby amended to read as follows:

14 The metropolitan King County council imposes the levies necessary to fund
15 estimated expenditures for the year 2005 as listed in this section. These amounts do not
16 include the total of estimated revenues from sources other than taxation, including
17 available surplus and such expenditures as are to be net from bond warrant issues. In

18 accordance with state law, the King County assessor calculated a sum for property taxes
 19 available to the county related to new construction, improvements to property, refunds
 20 and any increase in the assessed value of state assessed property. In calculating the
 21 amount of regular property tax monies needed, the council was cognizant of these sums
 22 and they are therefore included in the following levy totals.

	<u>FUND</u>	<u>TAX</u>
24	COUNTY	
25	CURRENT EXPENSE	\$ ((242,111,938)) <u>241,012,220</u>
26	HUMAN SERVICES FUND/MENTAL	
27	HEALTH	((5,003,442)) <u>4,987,894</u>
28	VETERANS AND HUMAN	
29	SERVICES	((13,451,037)) <u>13,448,844</u>
30	VETERANS' AID	((2,251,548)) <u>2,244,552</u>
31	RIVER IMPROVEMENT	((2,661,601)) <u>2,653,331</u>
32	INTER-COUNTY RIVER IMPROVEMENT	50,000
33	BOND REDEMPTION – LIMITED	19,031,991
34	AFIS	0
35	UNLIMITED G.O. BONDS	46,680,000
36	CONSERVATION FUTURES	((16,813,796)) <u>14,759,876</u>
37	EMERGENCY MEDICAL SERVICES	((57,758,316)) <u>59,125,468</u>
38	PARKS	((12,254,952)) <u>12,216,871</u>
39	TOTAL COUNTY	\$((418,068,621)) <u>416,211,047</u>
40	UNINCORPORATED COUNTY – ROADS	\$ 76,515,439

Ordinance 15357

64	KIRKLAND	((13,078,007)) <u>13,043,328</u>
65	LAKE FOREST PARK	2,616,612
66	MAPLE VALLEY	((2,360,538)) <u>2,353,676</u>
67	MEDINA	2,147,610
68	MERCER ISLAND	9,550,023
69	MILTON (King County portion only)	((154,502)) <u>143,244</u>
70	NEWCASTLE	((3,321,030)) <u>3,326,540</u>
71	NORMANDY PARK	((1,341,490)) 1,333,540
72	NORTH BEND	((907,000)) <u>904,000</u>
73	PACIFIC (King County portion only)	((646,159)) <u>609,977</u>
74	REDMOND	((12,895,091)) <u>12,696,548</u>
75	RENTON	22,723,509
76	SAMMAMISH	((18,500,000)) <u>18,413,863</u>
77	SEATAC	((11,103,242)) <u>9,922,670</u>
78	SHORELINE	((7,025,000)) <u>7,020,065</u>
79	SKYKOMISH	((52,000)) <u>50,252</u>
80	SNOQUALMIE	((3,523,500)) <u>3,246,532</u>
81	TUKWILA	((11,000,000)) <u>10,965,396</u>
82	WOODINVILLE	2,707,119
83	YARROW POINT	425,600
84	TOTAL CITIES AND TOWNS	\$ ((233,857,196)) <u>230,305,204</u>
85	WATER AND SEWER DISTRICTS	
86	SKYWAY	\$42,200

Ordinance 15357

87	FIRE DISTRICTS	
88	2	\$ ((6,335,644)) <u>6,308,964</u>
89	4	((10,409,183)) <u>9,954,948</u>
90	10	5,700,000
91	11	((3,510,100)) <u>3,482,202</u>
92	13	((2,030,745)) <u>2,008,042</u>
93	14	((692,624)) <u>691,500</u>
94	16	((4,093,553)) <u>4,093,545</u>
95	17	((224,565)) <u>224,931</u>
96	20	((2,759,910)) <u>2,027,226</u>
97	24	8,793
98	25	((1,357,269)) <u>1,366,491</u>
99	26	((3,962,762)) <u>3,950,977</u>
100	27	((1,417,702)) <u>1,410,048</u>
101	28	((812,500)) <u>796,802</u>
102	31	21,674
103	34	((4,140,056)) <u>4,368,053</u>
104	36	((7,016,270)) <u>6,721,246</u>
105	37	((7,000,000)) <u>5,920,357</u>
106	38	((1,035,471)) <u>1,009,275</u>
107	39	((14,171,402)) <u>14,079,108</u>
108	40	((3,492,290)) <u>3,492,271</u>
109	41	((3,748,839)) <u>3,747,243</u>

Ordinance 15357

110	43	((6,398,965))	<u>6,083,745</u>
111	44	((3,800,000))	<u>3,734,776</u>
112	45	((1,880,000))	<u>1,857,517</u>
113	47	((176,113))	<u>175,532</u>
114	49 (King County portion only)	((46,019))	<u>55,720</u>
115	50	((140,000))	<u>139,753</u>
116	TOTAL FIRE DISTRICTS	\$ ((96,382,449))	<u>93,430,739</u>
117	MISCELLANEOUS		
118	RURAL LIBRARY (King County portion only)	\$((86,475,424))	<u>85,771,182</u>
119	HOSPITAL DISTRICT NO. 1	((18,232,810))	<u>17,341,814</u>
120	HOSPITAL DISTRICT NO. 2	((22,859,607))	<u>22,765,722</u>
121	HOSPITAL DISTRICT NO. 4	((3,086,146))	<u>2,931,894</u>
122	CEMETERY DISTRICT NO. 1		95,510
123	VASHON MAURY PARKS	((784,437))	<u>784,436</u>
124	NORTHSHORE PARKS & REC (King County portion only)	((440,518))	<u>440,361</u>
125	GREEN RIVER FLOOD ZONE	((975,000))	<u>921,856</u>
126	ISSAQUAH LIBRARY CAPITAL FACILITIES		615,000
127	REDMOND LIBRARY CAPITAL FACILITIES		580,000
128	FINN HILL PARK	((148,703))	<u>145,077</u>
129	SI VIEW METROPOLITAN PARK		933,188
130	PIERCE COUNTY LIBRARY		28,519
131	TOTAL MISCELLANEOUS	\$ ((135,254,862))	<u>133,354,559</u>
132	SCHOOLS		

Ordinance 15357

133	AUBURN (King County portion only)	\$ ((33,135,428)) <u>36,560,867</u>
134	BELLEVUE	((59,382,474)) <u>59,452,454</u>
135	ENUMCLAW	((10,067,600)) <u>10,083,247</u>
136	FEDERAL WAY	((43,500,000)) <u>43,571,753</u>
137	FIFE (King County portion only)	((1,961,281)) <u>1,860,571</u>
138	HIGHLINE	((48,070,000)) <u>48,168,556</u>
139	ISSAQUAH	((55,183,488)) <u>55,215,798</u>
140	KENT	((68,757,000)) <u>68,812,956</u>
141	LAKE WASHINGTON	((75,885,610)) <u>75,960,520</u>
142	MERCER ISLAND	((14,187,769)) <u>14,205,714</u>
143	NORTHSHORE (King County portion only)	((46,127,875)) <u>46,082,651</u>
144	RENTON	((50,500,000)) <u>50,581,325</u>
145	RIVERVIEW	((7,692,681)) <u>7,704,490</u>
146	SEATTLE	((207,549,529)) <u>208,090,111</u>
147	SHORELINE	((31,455,548)) <u>31,493,581</u>
148	SNOQUALMIE VALLEY	((14,290,000)) <u>14,314,625</u>
149	TAHOMA	((13,991,258)) <u>14,009,292</u>
150	TUKWILA	((10,826,387)) <u>10,859,875</u>


Ordinance 15357

151	VASHON	((4,324,476)) <u>4,980,684</u>
152	TOTAL SCHOOLS	\$ ((796,888,404)) <u>802,009,070</u>
153	GRAND TOTAL	\$ ((1,757,009,171)) <u>1,814,346,587</u>
154		

Ordinance 15357 was introduced on 10/24/2005 and passed as amended by the Metropolitan King County Council on 1/17/2006, by the following vote:


Yes: 9 - Mr. Phillips, Mr. von Reichbauer, Ms. Lambert, Mr. Dunn, Mr. Ferguson, Mr. Gossett, Ms. Hague, Ms. Patterson and Mr. Constantine
No: 0
Excused: 0

KING COUNTY COUNCIL
KING COUNTY, WASHINGTON




Larry Phillips, Chair

ATTEST:



Anne Noris, Clerk of the Council

APPROVED this 27th day of January, 2006.



for Ron Sims, County Executive

Attachments None

RECEIVED
2006 JAN 30 PM 4: 28
CLERK
KING COUNTY COUNCIL